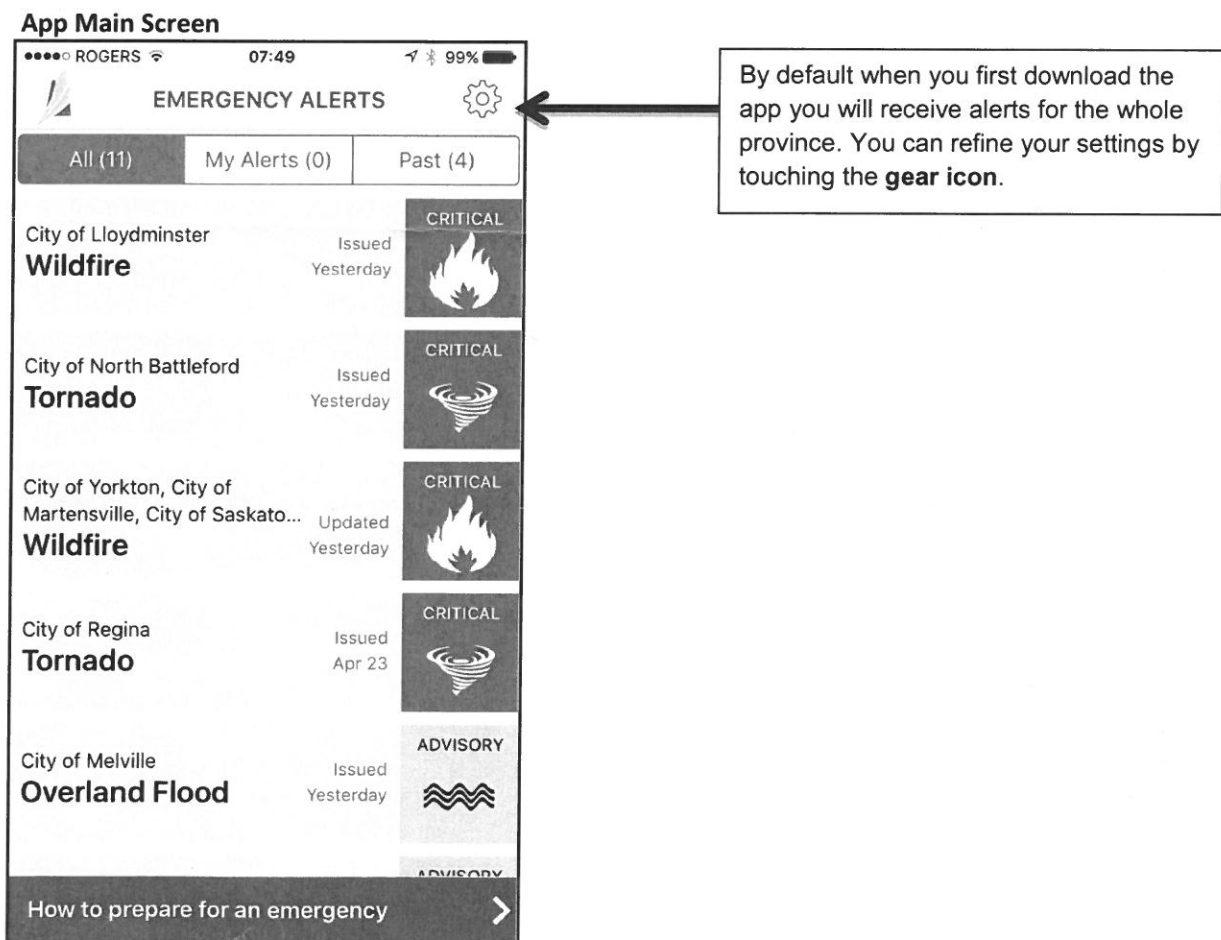
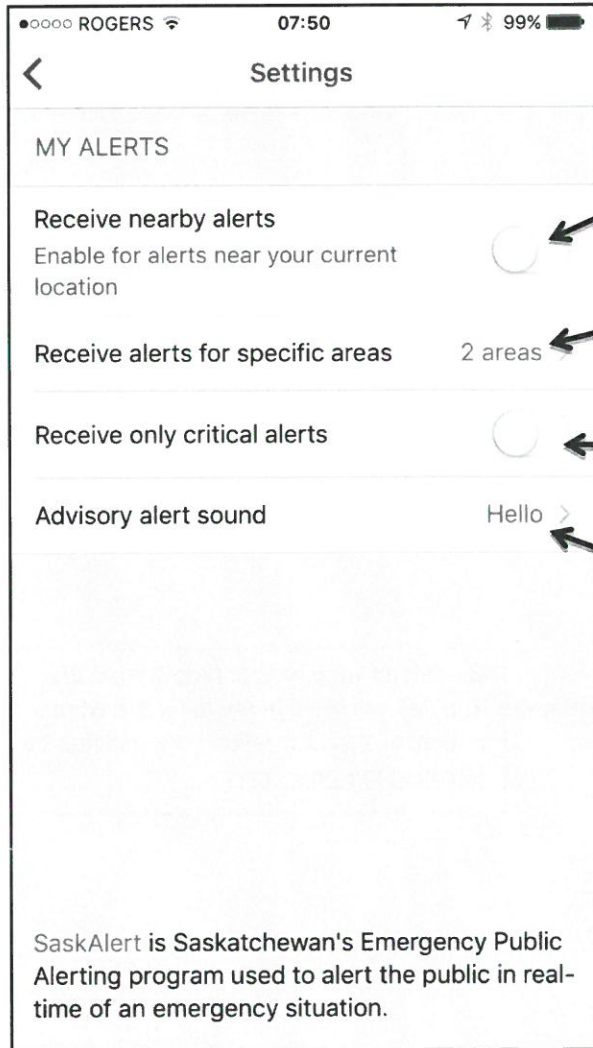


# SaskAlert Mobile App Instructions

1. To find and download the app from the app store, search for "SaskAlert" or "Emergency Alerts Saskatchewan."
2. When you open the app for the first time, you will be prompted to allow for notifications from SaskAlert. Select yes.
3. You will then be taken to the main screen of the SaskAlert app. Your first step should be to set up your settings as shown below.



## App Settings Screen



Switching "Receive nearby alerts" on allows you to receive alerts issued near the location of the phone.

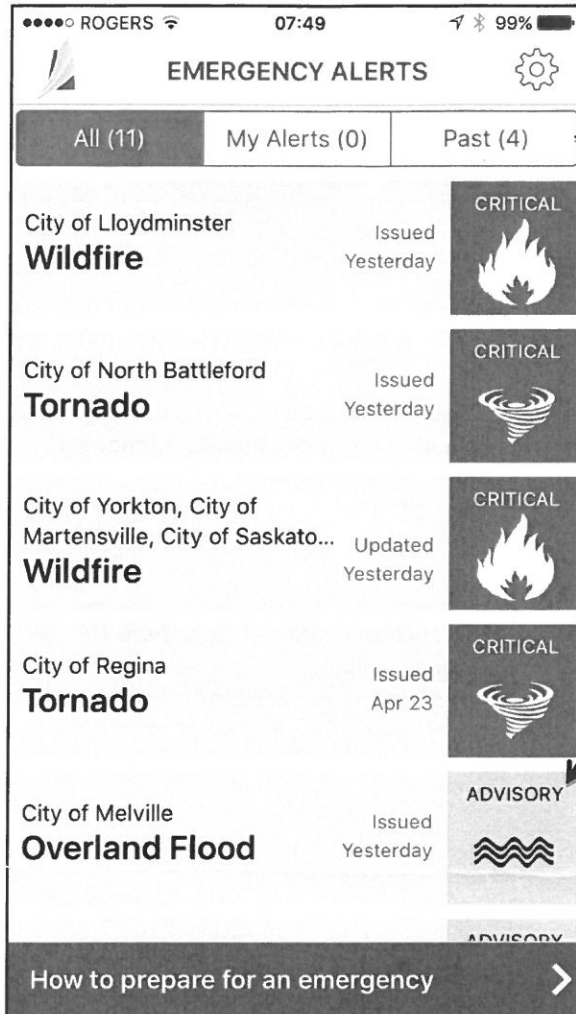
"Receive alerts for specific area" allows you to select areas in the province for which you want to receive alerts.

By default you will receive **Critical** and **Emergency Advisory** alerts. If you want to receive critical alerts only, switch the "Receive only critical alerts" option on.

You have the option to choose what your emergency advisory alert sound will be.

**NOTE:** Once you download the app and agree to notifications you will receive all critical alerts. There is no option to turn off Critical Alerts.

## App Main Screen



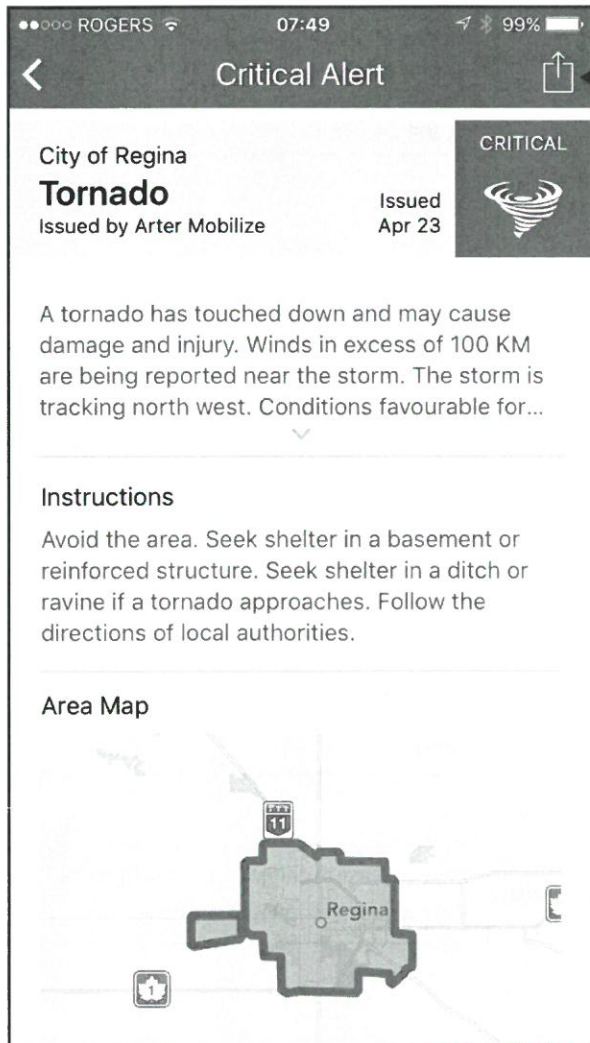
The "All" tab shows active alerts for all of Saskatchewan. The "My Alerts" tab shows active alerts for any areas that have been selected. The "Past Alerts" tab shows alerts that have ended in the past 24 hours.

Alerts will be listed with: **Critical Alerts** (red icons) first and **Emergency Advisory Alerts** (yellow icons) showing second. When **Broadcast Test Alerts** are issued they will be identified with green icons. The alerts will be displayed with the most recent alerts in each category listed first.

Touching any of the listed alerts will take you to the "details" screen for that alert.

Link to Saskatchewan.ca Emergency Preparedness mobile website

## App Alert Detail Screen



The option to forward alerts to others is available through the "share" icon.

This area describes the emergency and where it is happening.

This section contains instructions for the public to follow.

It is possible to zoom the map in and out and to pan the map by touch.

Just below the map is an option to go directly to the SaskAlert website to view the alert and any additional information associated with the alert. By touching "view full details on the Saskatchewan Emergency Alert website," you will exit the app and go to SaskAlert.ca.